

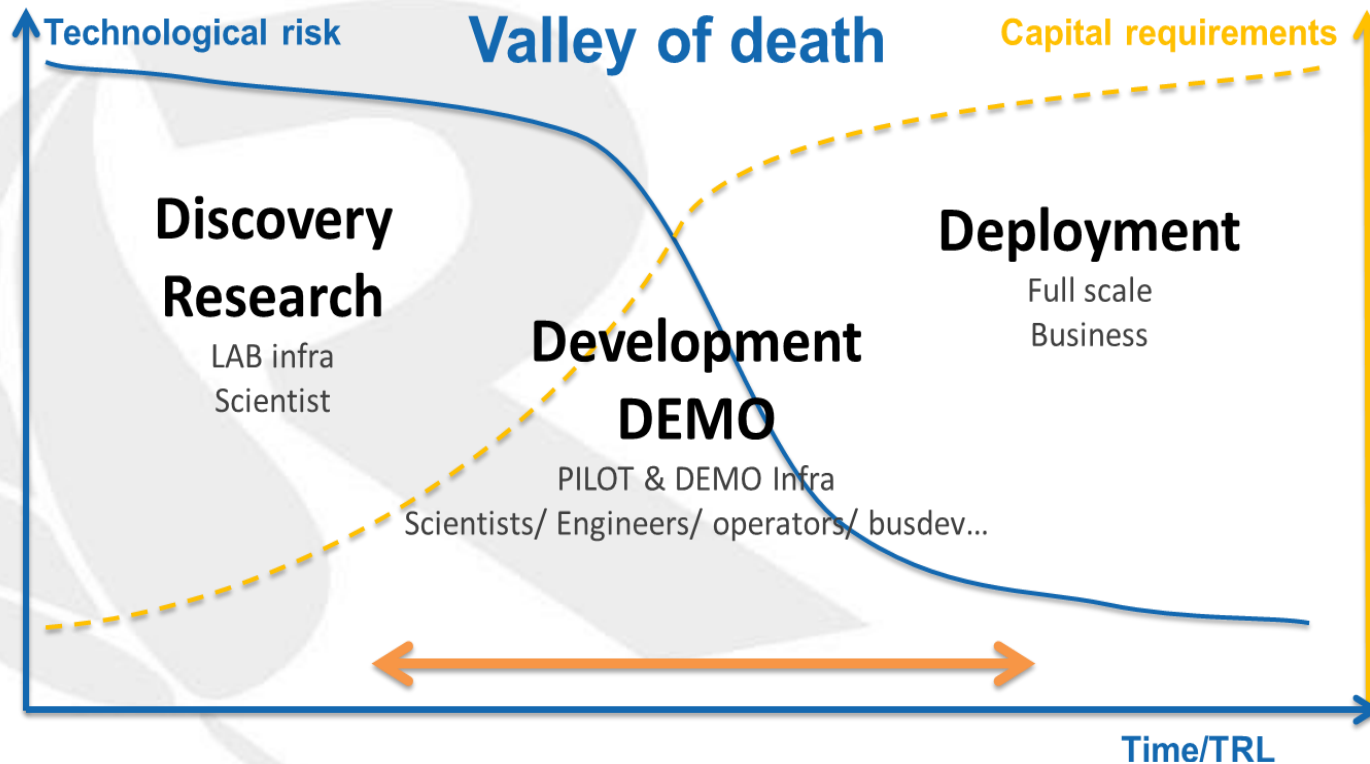


The role of shared pilot facilities in the deployment of biorefinery concepts

Karel De Winter – Bio Base Europe Pilot Plant
Head of Technology Development
karel.de.winter@bbeu.org



What's hampering Industrial Biotechnology?



Shared Pilot Facilities
=
risk sharing & reduction



Example of cost-effectiveness

- New Company Bio-Optimist (fictive) developed new bioplastic at laboratory scale
- Bio-Optimist wants to scale up their lab process to 15.000 L scale to:
 - Demonstrate the technology, convince investors
 - Produce substantial amounts of sample material
 - Use the demonstration data for LCA and TEA studies



Example of cost-effectiveness

- What is needed?
- Together with a consultant the define the following program:
 - 10 fermentations at 150 L scale + downstream purification feasibility tests
 - 5 fermentations at 1.500 L scale + validate 2 downstream processes
 - 3 fermentations at 15.000 L scale + 1 downstream process to obtain product and data



Own pilot and demonstration units

- Design phase: 3 months
- Construction phase: 1 year
- CAPEX: 15-25 million euro
- OPEX: 5 million euro

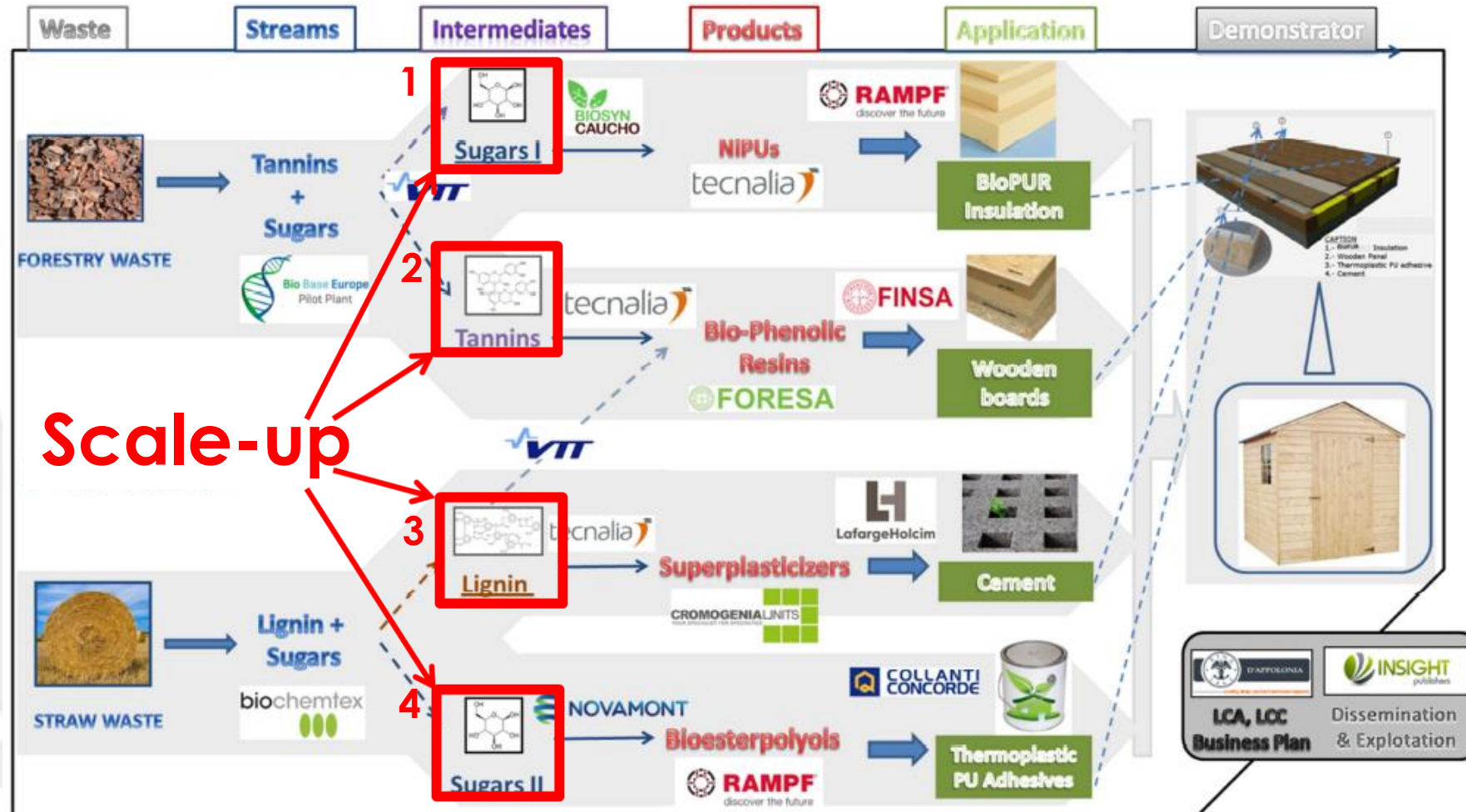
Partner with a shared facility

- Design phase: 0 months
- Construction phase: 0 year
- CAPEX: in most cases 0 euro
- Service fee: 1 million euro

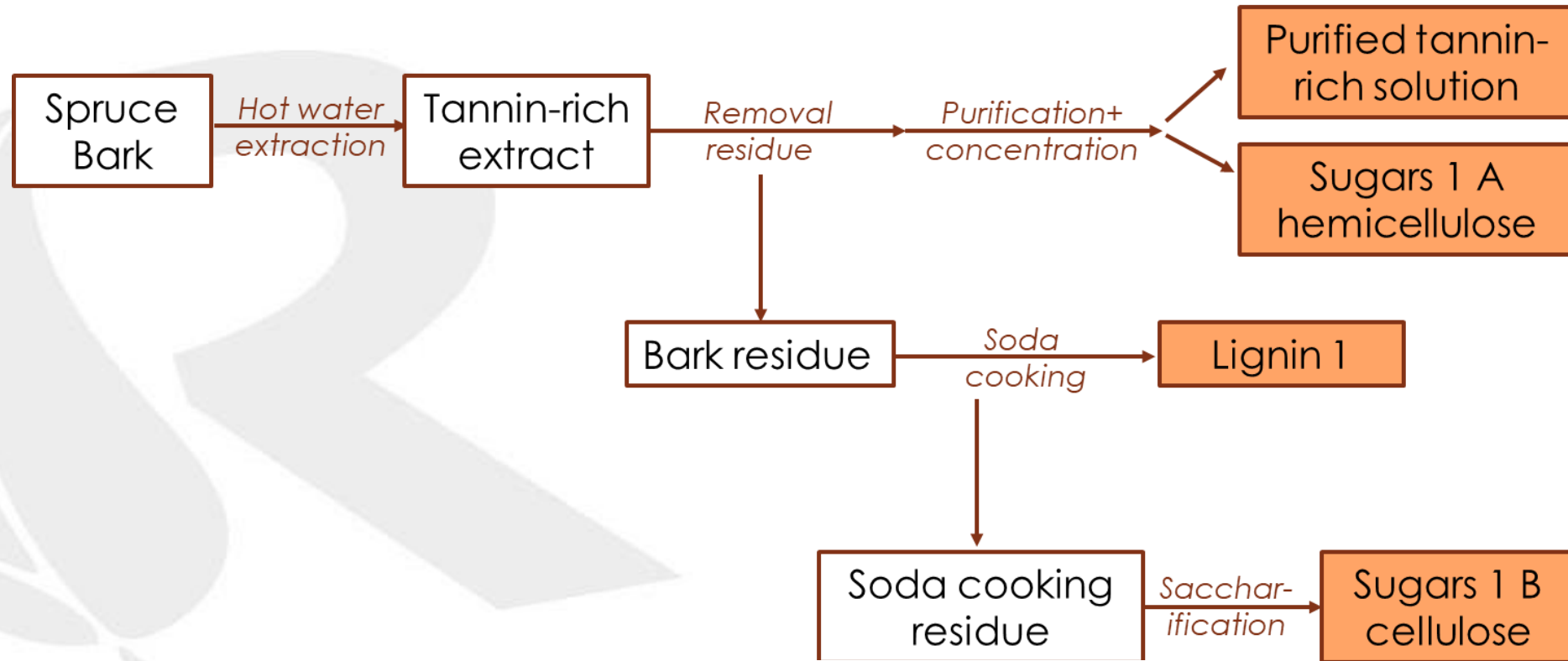
FASTER: clear and reliable timelines, KEY to be ahead of competition

CHEAPER: a fraction of the cost

BETTER: scale up is the CORE business of a shared pilot facility



Extraction of tannins, lignin and carbohydrates from Spruce bark



Extraction of tannins from Spruce bark

Hot water extraction of biomass (90 °C): basically 'making tea'

=> Should be quite easy...



HOWEVER



Handling bark particles is not that convenient: they love jamming pipes, pumps and valves!

Extraction of tannins from Spruce bark

How to separate bark residue from tannins?

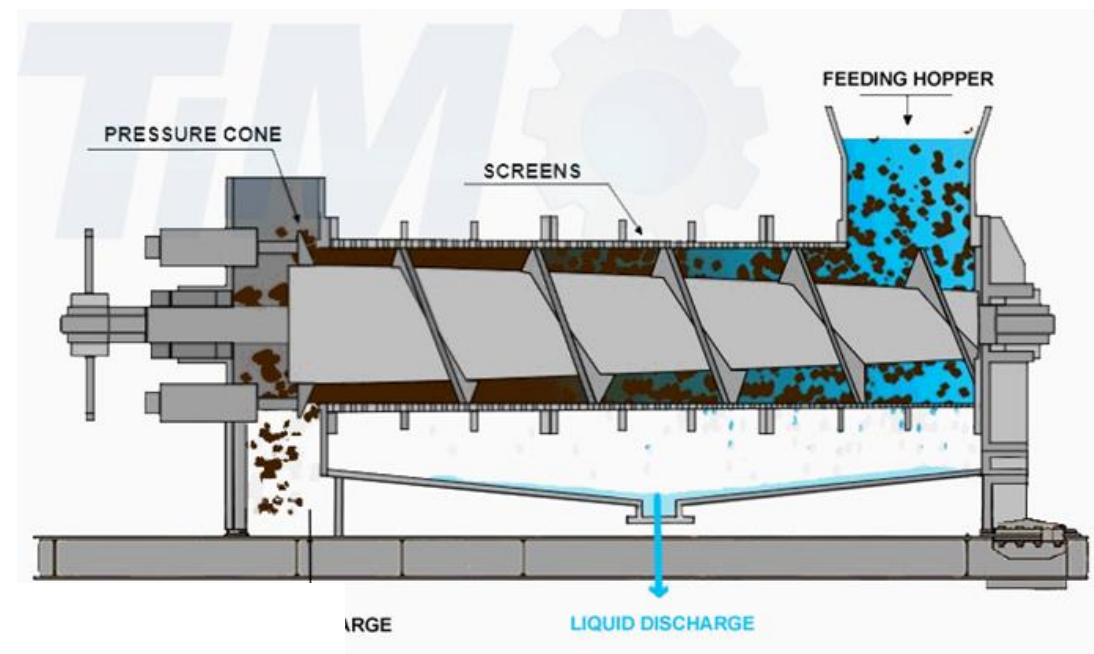
- Filter press
 - 500 L membrane-squeezed filterpress
 - Challenges:
 - Clogging of feed line
 - Only partly filled chambers



Extraction of tannins from Spruce bark

How to separate bark residue from tannins?

- Screwpress
 - Fairly dry bark residue obtained
 - Challenge: high solids load in SN



Extraction of tannins from Spruce bark

- Decanter centrifuge
 - Decanter centrifuge, Alfa laval NX 416
 - >90% of particles removed: remaining pellet **2 v%**
 - Feed rate up to 3000 L/h
 - Dry matter content bark residues : 32 %



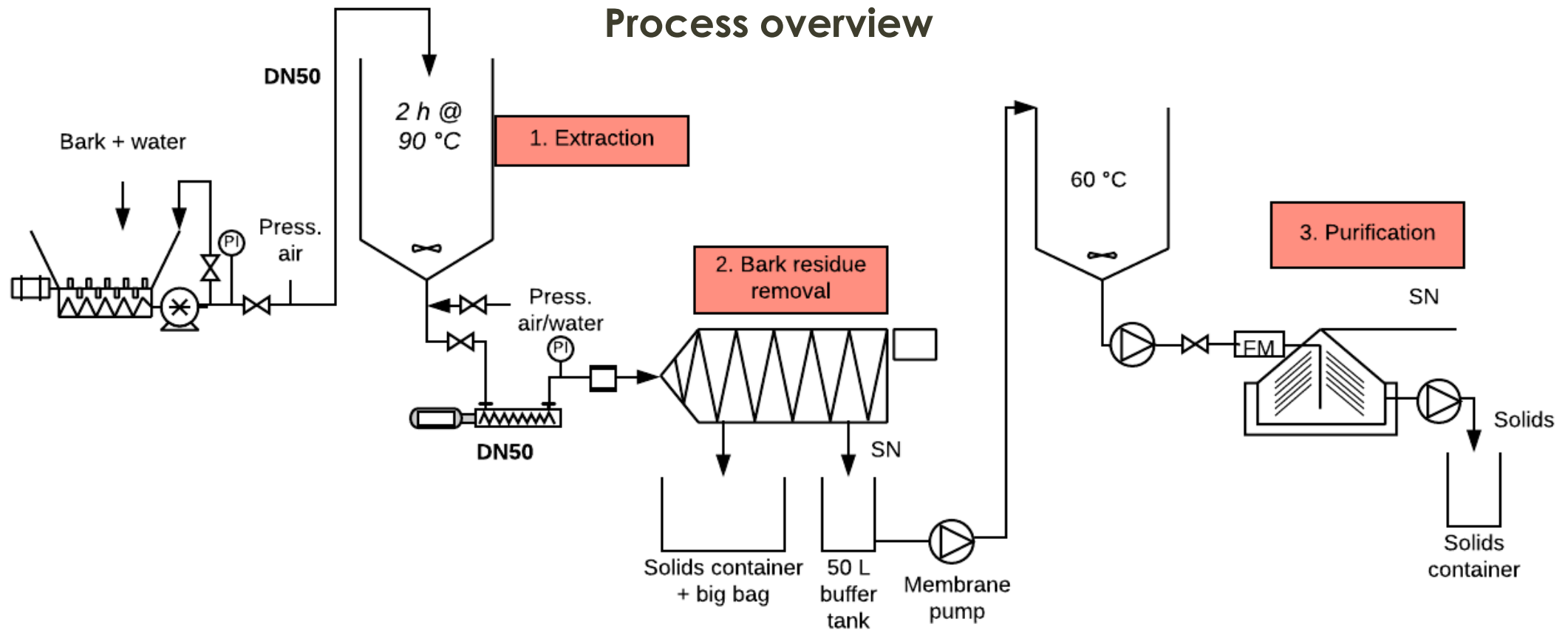
Extraction of tannins from Spruce bark

How to get rid of remaining solids?

- Continuous centrifugation:
 - Alfa Laval VNPX 510
 - Further clarification up to 0.02 v%
 - Tannin recovery: >90 %



Extraction of tannins from Spruce bark



Enjoy the flight...



We offer all stages to success!